

Building Foundations That Last  
**Second Grade Narrative Modeled Writing Plan**





**Date:** Sept      **Quarter:** 1      **Audience:** Our class      **Purpose:** Share my memory/story

**Curriculum Connection:**  
**W.2.3** – Narrative Writing  
**Reach for Reading** – Unit 1– Hello, Neighbor!  
**Big Question** – What is a community?  
**Language and Vocabulary** – Short vowel review  
**Grammar** – Singular and Plural Nouns  
**Vocabulary Words** – care, community, neighbor  
**High Frequency Words** – day, she

<b>Benchmark Focus</b>		
<p><b>Process:</b></p> <ul style="list-style-type: none"> <li>• Sketches a four-part plan (B/M/M/E)</li> <li>• Uses words and phrases in plan (may still use some pictures)</li> </ul>	<p><b>Surface Features:</b></p> <ul style="list-style-type: none"> <li>• 8 – 10 sentences in length</li> <li>• Contains correctly spelled “Green Card” words and environmental print</li> </ul>	<p><b>Content</b></p> <ul style="list-style-type: none"> <li>• Incorporates more than one character</li> <li>• Uses descriptive words</li> <li>• Uses temporal words</li> </ul>

**Background Story:**  
 I love Open House night when all our families come to tour the school and meet the teachers. I had spent so much time preparing the classroom inside, I completely forgot about the outside of the school. I suddenly realized time was running out to get our school ready for the community to visit.

**Topic:** Feeling proud about helping in my community  
**Plan** (Graphic Organizer)

<p><b>B</b> – Character, setting, emotion,</p> <ul style="list-style-type: none"> <li>• 3 days left</li> <li>• Overgrown school garden</li> <li>• Concerned</li> </ul> <div style="text-align: center; margin-top: 10px;">  </div>	<p><b>M</b> – Problem, dialogue</p> <ul style="list-style-type: none"> <li>• Remembered conversation</li> <li>• Scout leader - “ways to show we care”</li> </ul> <div style="text-align: center; margin-top: 10px;">  </div> <hr/> <p><b>M</b> – Problem, increased details</p> <ul style="list-style-type: none"> <li>• Scouts arrived</li> <li>• Challenging work</li> </ul> <div style="text-align: center; margin-top: 10px;">  </div>	<p><b>E</b> – Solution</p> <ul style="list-style-type: none"> <li>• School grounds transformed</li> <li>• Heart swelled with pride</li> </ul> <div style="text-align: center; margin-top: 10px;">  </div>
---	--	--

## **The Story (B/M/M/E)**

### **Scouts to the Rescue**

With only 3 days left, I couldn't imagine how we could get our overgrown school gardens back to their original beauty. I felt it was important for families to know we care about the inside and outside of our school. Remembering a conversation I had with the leader of our school's Scout Troop was just the answer I needed. She told us, "We are always looking for ways to show we care about our neighborhood!" Before you knew it, we had a plan in place. The next day a dozen Scouts arrived to weed gardens, plant flowers, and spread bark. After hours of challenging work, our school grounds were transformed into a stunning park like setting. My heart swelled with pride as we welcomed our families to our beautiful school.